



**Public Address System
Public Address System
Ceiling Speaker System EMCS-662**



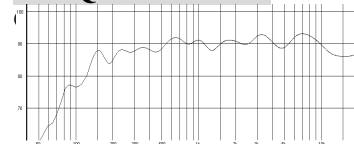
OWNER'S MANUAL

Thanks for purchasing PA speaker system of **Emix** series. All of **Emix** series products have been tested strictly before shipping. **Emix** series PA speaker system is widely used in hotel, trade building, supermarket, school, entertainment, etc. It's the most ideal choice of you! In order to facilitate installing, modulating and running please read this manual carefully before setup.

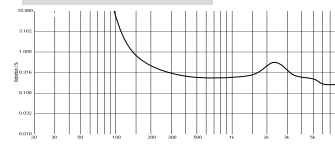
FEATURES:

- Made of high-class steel and form by stamping;
- 100V, 1 - 6W with multiple terminals, suited for different field;
- Max. Sound Pressure Level $97 \pm 2\text{dB}$, Effective Freq. Range 80Hz - 20kHz;
- Weight 1.0 kg. Equipped with clamps for mounting convenien;
- Driver surround excellent damping , high sensitivity $91 \pm 2\text{dB}$, long life, sound clear and sonorousness.

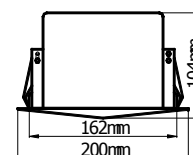
FREQ. RESPONSE



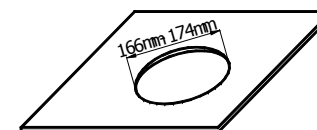
DISTORTION



DIMENSIONS



INSTALLATION HOLE

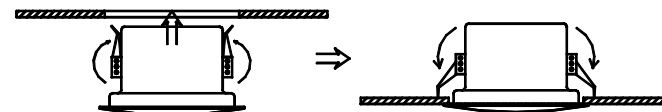


INSTALLATION

1. Cut a $\varnothing 166\text{mm} \sim \varnothing 174\text{mm}$ installation hole on ceiling as shown above;
2. Connect audio broadcasting wire to the terminals according to the table below;

Power Terminals	Line Voltage	
Green--- Red		100V 1W
Green--- Black		2W
Green--- Blue		3W
Green--- Yellow		6W

3. Turn up the clamps of the speaker and insert them into the installation hole on ceiling and then release them as shown below;
Put on your gloves for safe is recommended .



4. Finally, examine whether it is steady.