



Public Address System

Ceiling Speaker System EMCS-643



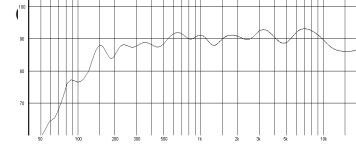
OWNER'S MANUAL

Thanks for purchasing PA speaker system of **Emix** series. All of **Emix** series products have been tested strictly before shipping. **Emix** series PA speaker system is widely used in hotel, trade building, supermarket, school, entertainment, etc. It's the most ideal choice of you! In order to facilitate installing, modulating and running please read this manual carefully before setup.

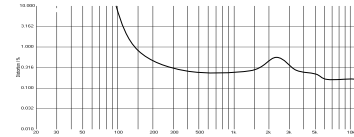
FEATURES:

- Made of high-class steel and form by stamping;
- 100V, 1 ~ 6W with multiple terminals, suited for different field;
- Max. Sound Pressure Level $95 \pm 2\text{dB}$, Effective Freq. Range 90Hz ~ 15kHz;
- Weight 0.7 kg. Equipped with clamps for mounting convenient;
- Driver surround excellent damping , high sensitivity $89 \pm 2\text{dB}$, long life, sound clear and sonorousness.

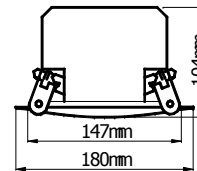
FREQ. RESPONSE



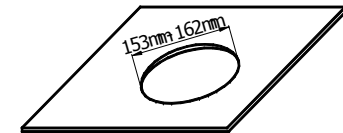
DISTORTION



DIMENSIONS



INSTALLATION HOLE

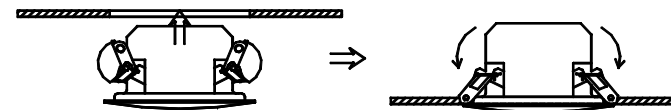


INSTALLATION

1. Cut a $\text{Ø}153\text{mm} \sim \text{Ø}162\text{mm}$ installation hole on ceiling as shown above;
2. Connect audio broadcasting wire to the terminals according to the table below;

Power Terminals	Line Voltage	100V
Green--- Red		1W
Green--- Black		2W
Green--- Blue		3W
Green--- Yellow		6W

3. Turn up the clamps of the speaker and insert them into the installation hole on ceiling and then release them as shown below;
Put on your gloves for safe is recommended .



4. Finally, examine whether it is steady.

www.emix.com.my