



Public Address System

Ceiling Speaker System EMCS-557



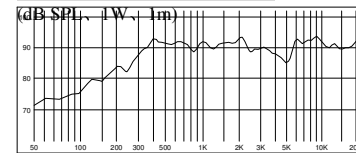
OWNER'S MANUAL

Thank you for purchasing PA speaker system of **EMIX** series. All of **EMIX** series products have been tested strictly before shipping. **EMIX** series PA speaker system is widely used in hotel, trade building, supermarket, school, entertainment, etc. It's the most ideal choice of you! In order to facilitate installing, modulating and running please read this manual carefully before setup.

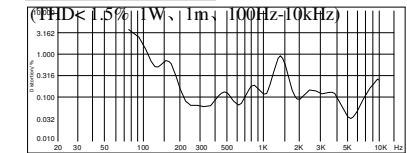
FEATURES:

- Voltage 100V, Rated power 20W;
- Max. Sound Pressure Level $104 \pm 2\text{dB}$, Effective Freq. Range 80Hz-20kHz;
- Made of high quality engineering plastic, long-term durability, never out of shape and fade;
- Sensitivity $91 \pm 2\text{dB}$, long life, sounds clear and sonorousness.

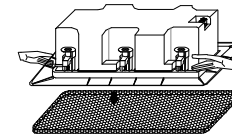
FREQ. RESPONSE



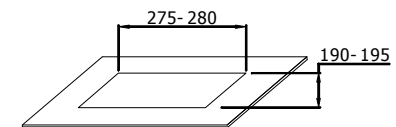
DISTORTION



TAKE AWAY NET




INSTALLATION HOLE



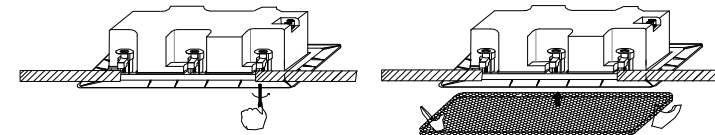
INSTALLATION

- 1、 Press to ascend the method of the diagram trumpet net the crest out;
- 2、 Cut a (275-280)×(190-195) mm installation hole on ceiling as shown above;
- 3、 Connect audio broadcasting wire to the terminals and adjust the switch to select the power as you need;



This switch is used to select the different power.

- 4、 Push the loudspeaker into your ceiling, beat with screw tight, install the net (the following diagram).



- 5、 Adjust the direction of the set and examine whether it is steady.

Attention: If you want to change the power of the speaker after you finish the installation, please push the net out first and then tune up the switch.

www.emix.com.my