



Public Address System

Ceiling Speaker System EMCS-512



OWNER'S MANUAL

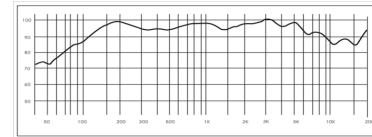
Thanks you for purchasing PA speaker system of EMIX series. All of EMIX series products have been tested strictly before shipping. EMIX series PA speaker system is widely used in hotel, trade building, supermarket, school, entertainment, etc. It's the most ideal choice of you! In order to facilitate installing, modulating and running please read this manual carefully before setup.

FEATURES:

- Voltage 100V, 1~6W with multiple terminals, suited for different field;
- Max. Sound Pressure Level $99 \pm 2\text{dB}$, Effective Freq. Range 100Hz ~ 16kHz;
- Weight 0.8 kg, equipped with clamps for mounting;
- Made of high quality engineering plastic, long-term durability, never out of shape and fade;
- Driver surround excellent damping, provided with high sensitivity ($91 \pm 2\text{dB}$), long life, sounds clear and sonorousness.

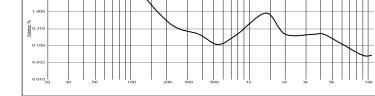
FREQ. RESPONSE

(dB SPL, 1W, 1m)

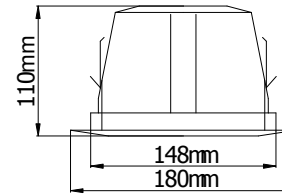


DISTORTION

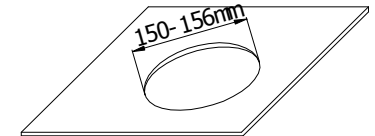
(THD < 1.5% | 1W, 1m | 100Hz-16kHz)



DIMENSIONS



INSTALLATION HOLE

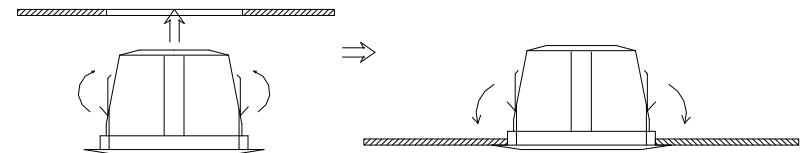


INSTALLATION

1. Cut a $\text{Ø}150\text{mm} \sim \text{Ø}156\text{mm}$ installation hole on ceiling as shown above.
2. Connect audio broadcasting wire to the terminals according to the table below.

Power / Terminals \ Line Voltage	100V
Green---Red	1 W
Green---Black	2 W
Green---Blue	3 W
Green---Yellow	6 W

3. Turn up the clamps of the speaker and insert them into the installation hole on ceiling and then release them as shown below. **Put on your gloves for safe is recommended.**



4. Finally, examine whether it is steady.